

## MAMBUSAO, CAPIZ - HSWG Partner Reporting Recovery Shelter Activities (as of 06-OCT-2014)


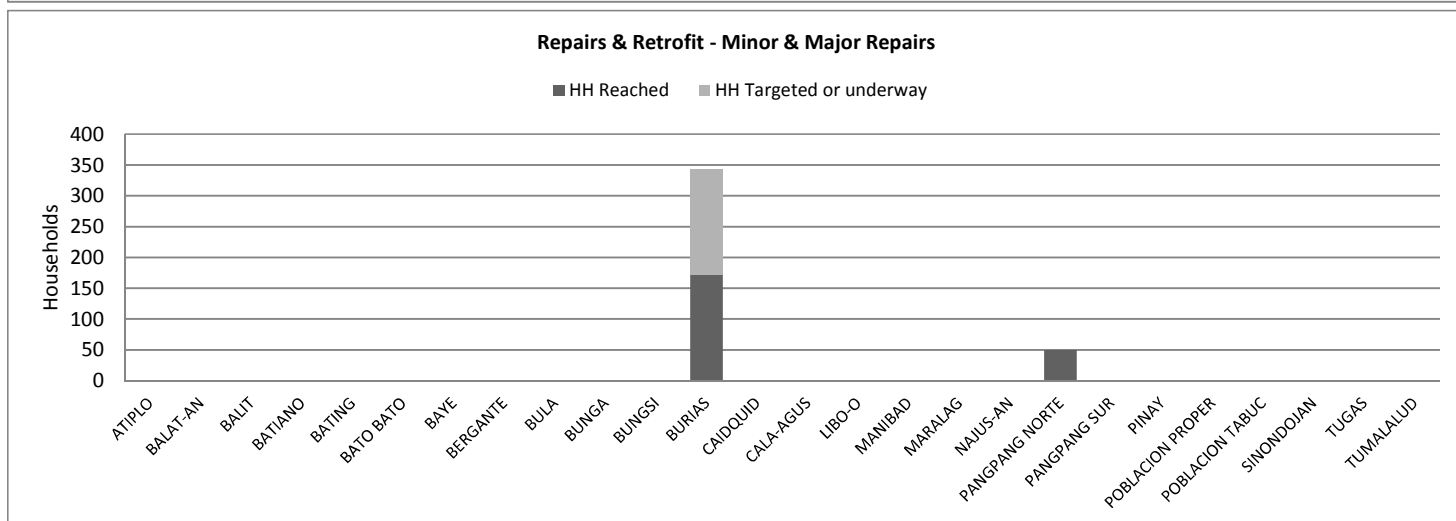
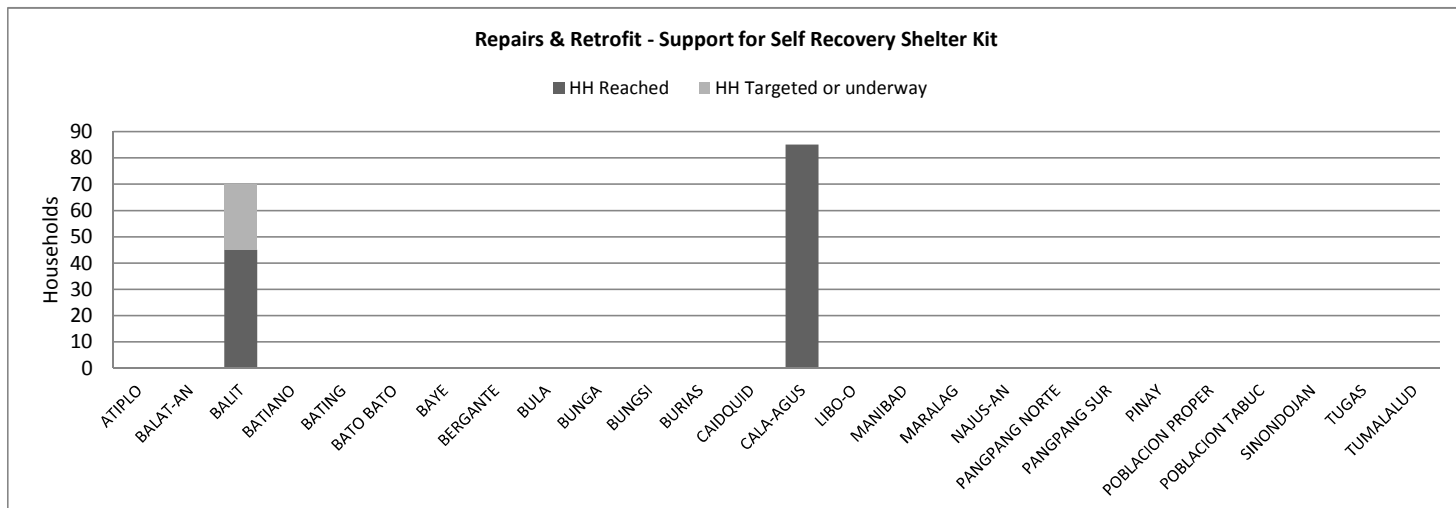
The graphs shown below represent the sum of households who have received (HH reached) or who will receive (HH targeted or underway) recovery shelter support by HSWG partner agencies. Numbers reached are those reported to the HSWG by 6th October 2014. Household number do not represent the total needs by Barangay - for this, consult with relevant Barangay or Municipality. PLEASE NOTE - scale differs in each graph.

**For explanation of intervention types, please see Shelter Cluster Recovery guidelines:**

<https://www.sheltercluster.org/Asia/Philippines/Typhoon%20Haiyan%202013/Documents/Recovery%20Shelter%20Guidelines.pdf>

**The full data set of HSWG data can be found here:**

<https://www.sheltercluster.org/Asia/Philippines/Typhoon%20Haiyan%202013/Documents/20141003%20HSWG%20Database%20for%20website.xlsx>





# MAMBUSAO - HSWG Partner reporting

## Recovery Shelter activities (as of 06-OCT-2014)

### Interventions By AGENCIES

The data shown below represent the sum of households who have received (HH reached) or who will receive (HH targeted or underway) recovery shelter support by HSWG partner agencies. Numbers reached are those reported to the HSWG by 6th October 2014. The full data set of HSWG data can be found here:

<https://www.sheltercluster.org/Asia/Philippines/Typhoon%20Haiyan%202013/Documents/20141003%20HSWG%20Database%20for%20website.xlsb>

Agency	Temporary Shelter		Repairs & Retrofit		Core House		Permanent House		Total HH Reached	Total HH Targeted
	HH Reached	HH Targeted	HH Reached	HH Targeted	HH Reached	HH Targeted	HH Reached	HH Targeted		
Citizens' Disaster Response Center			85	85					85	85
DSAC Capiz			45	70	20	39			65	109
IOM			222	394					222	394
<b>Grand Total</b>			<b>352</b>	<b>549</b>	<b>20</b>	<b>39</b>			<b>372</b>	<b>588</b>



## MAMBUSAO - HSWG Partner reporting

### Recovery Shelter activities (as of 06-OCT-2014)

#### Interventions By BARANGAYS

The data shown below represent the sum of households who have received (HH reached) or who will receive (HH targeted or underway) recovery shelter support by HSWG partner agencies. Numbers reached are those reported to the HSWG by 6th October 2014. The full data set of HSWG data can be found [here](https://www.sheltercluster.org/Asia/Philippines/Typhoon%20Haiyan%202013/Documents/20141003%20HSWG%20Database%20for%20website.xlsx):

<https://www.sheltercluster.org/Asia/Philippines/Typhoon%20Haiyan%202013/Documents/20141003%20HSWG%20Database%20for%20website.xlsx>

	Temporary Shelter		Repairs & Retrofit		Core House		Permanent House		Total HH Reached	Total HH Target
Barangay	HH Reached	HH Target	HH Reached	HH Target	HH Reached	HH Target	HH Reached	HH Target		
ATIPLO										
BALAT-AN										
BALIT			45	70	20	39			65	109
BATIANO										
BATING										
BATO BATO										
BAYE										
BERGANTE										
BULA										
BUNGA										
BUNGS										
BURIAS			172	344					172	344
CAIDQUID										
CALA-AGUS			85	85					85	85
LIBO-O										
MANIBAD										
MARALAG										
NAJUS-AN										
PANGPANG NORTE			50	50					50	50
PANGPANG SUR										
PINAY										
POBLACION PROPER										
POBLACION TABUC										
SINONDOJAN										
TUGAS										
TUMALALUD										
<b>Grand Total</b>			<b>352</b>	<b>549</b>	<b>20</b>	<b>39</b>			<b>372</b>	<b>588</b>

**MAMBUSAO - HSWG Partner reporting****Recovery Shelter activities (as of 06-OCT-2014)****Interventions By BARANGAYS & AGENCIES**

The data shown below represent the sum of households who have received (HH reached) or who will receive (HH targeted or underway) recovery shelter support by HSWG partner agencies. Numbers reached are those reported to the HSWG by 6th October 2014. The full data set of HSWG data can be found [here](https://www.sheltercluster.org/Asia/Philippines/Typhoon%20Haiyan%202013/Documents/20141003%20HSWG%20Database%20for%20website.xlsb):

<https://www.sheltercluster.org/Asia/Philippines/Typhoon%20Haiyan%202013/Documents/20141003%20HSWG%20Database%20for%20website.xlsb>

Barangays & Agency	Temporary Shelter		Repairs & Retrofit		Core House		Permanent House		Total HH Reached	Total HH Target
	HH Reached	HH Target	HH Reached	HH Target	HH Reached	HH Target	HH Reached	HH Target		
<b>ATIPL0</b>										
<b>BALAT-AN</b>										
<b>BALIT</b>			45	70	20	39			65	109
DSAC Capiz			45	70	20	39			65	109
<b>BATIANO</b>										
<b>BATING</b>										
<b>BATO BATO</b>										
<b>BAYE</b>										
<b>BERGANTE</b>										
<b>BULA</b>										
<b>BUNGA</b>										
<b>BUNGSI</b>										
<b>BURIAS</b>			172	344					172	344
IOM			172	344					172	344
<b>CAIDQUID</b>										
<b>CALA-AGUS</b>			85	85					85	85
Citizens' Disaster Response Center			85	85					85	85
<b>LIBO-O</b>										
<b>MANIBAD</b>										
<b>MARALAG</b>										
<b>NAJUS-AN</b>										
<b>PANGPANG NORTE</b>			50	50					50	50
IOM			50	50					50	50
<b>PANGPANG SUR</b>										
<b>PINAY</b>										
<b>POBLACION PROPER</b>										
<b>POBLACION TABUC</b>										
<b>SINONDOJAN</b>										
<b>TUGAS</b>										
<b>TUMALALUD</b>										
<b>Grand Total</b>			352	549	20	39			372	588